

NW

SE



COLOSSUS
MINERALS INC.

**Serra Pelada
Drill section 75NE**

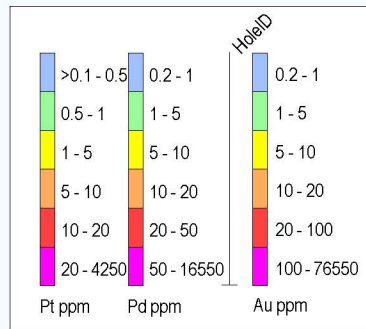
Lithology

- Red & grey siltstones
- Decalcified dolomitic sandstone
- Dolomitic sandstone

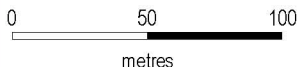
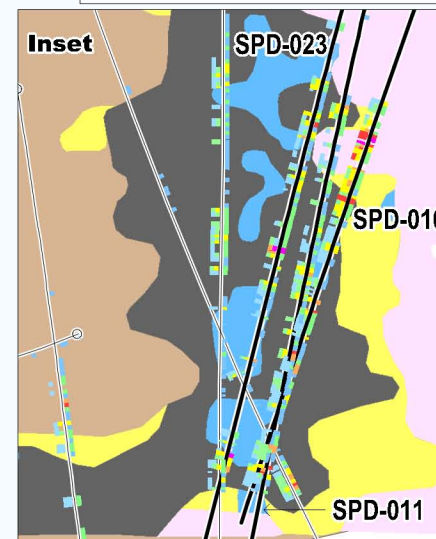
Main alteration types

- Carbonaceous
- Argillic
- Inner siliceous
- Outer siliceous

SPD-023 (Colossus)					
From	To	Recovered/assay	Gold g/t	Platinum g/t	Palladium g/t
172.95m	216m	43.05m	5.69	1.33	1.71
and					
255.43m	264.60m	8.27m	12.42	1.05	1.98
SPD-010 (Colossus)					
From	To	Recovered/assay	Gold g/t	Platinum g/t	Palladium g/t
183.5m	213m	29.50m	8.66	22.85	11.17
incl.					
191.20m	199.94m	8.74m	18.14	68.64	27.31
and					
229m	239.20m	9.70m	15.42	2.51	3.31



*refer
to
inset*



Data from CVRD and Colossus, August 2009