

NW

SE



**Serra Pelada**  
Drill section 100SW

- Lithology**
- Red & grey siltstones
  - Decalcified dolomitic sandstone
  - Dolomitic sandstone
- Main alteration types**
- Carbonaceous
  - Argillic
  - Inner siliceous
  - Outer siliceous

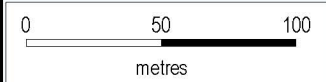
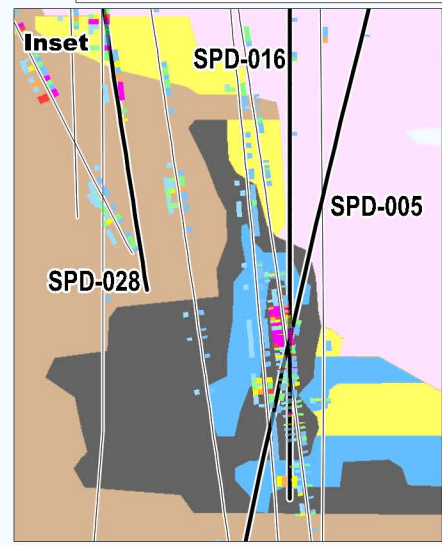
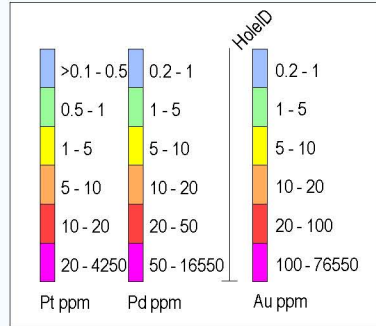
**SPD-028 (Colossus)**

From	To	Recovered/assay	Gold g/t	Platinum g/t	Palladium g/t
201.30m	210.10m	8.80m	60.05	0.07	0.18
incl.					
204.90m	210.10m	5.2m	99.21	0.10	0.25

**FD-0072 (CVRD)**

	Gold	Platinum	Palladium
23.44m from 251.65m	206.53	49.45	70.02 (g/t)
incl 9.89m	485.34	114.94	164.80 (g/t)

*refer to inset*



Data from CVRD and Colossus, August 2009